



Approximately 5% of adults or 12.5 million Americans are living with COPD¹. COPD is a leading cause of morbidity and mortality, resulting in 536,000 hospitalizations² and 139,000 deaths³. COPD treatment costs an estimated \$50 billion annually⁴.

COPD by the Numbers in Texas

Adults diagnosed with COPD ⁵	1,342,026
COPD prevalence ⁵	6.0%
COPD mortality ³	9,731
Annual cost of COPD treatment ⁴	\$2.3 Billion
Workdays lost to COPD ⁴	1,695,760
Medicare hospitalizations ²	10,106

Who is most likely to have worse outcomes and barriers to treatment?

- People living in rural communities.
- People with lower income levels.
- People with lower educational levels.

2023







American Lung Association Indicator Reports

State of the Air ⁶: Harris County, TX received an “F” for high ozone days.

State of Tobacco Control ⁷: scored an “F” in access to cessation services.

State of Lung Cancer ⁸: 1.9% of high risk adults were screened for lung cancer.


Compared to adults without COPD, those diagnosed with COPD in Texas reported ⁵:

Indicator	COPD	Comparison	No COPD
Having less than a high school education	23.7%		15.6%
Earning less than \$15,000 in household income	18.6%		7.6%
Currently smoking	34.5%		11.7%
Receiving a flu vaccination	51.2%		38.2%
Receiving a pneumococcal vaccination	62.2%		26.3%
Average number of bad mental health days in the last month	15.9		10.9



Five Opportunities to Address COPD in Texas

- 1 Use a validated COPD screening tool for people who may be at risk of COPD or reporting symptoms.
- 2 Confirm a COPD diagnosis using spirometry, especially in primary care.
- 3 Use evidence-based tobacco prevention and cessation services.
- 4 Promote recommended vaccinations.
- 5 Recommend pulmonary rehabilitation, COPD education and a COPD Action Plan.



Learn how at Lung.org/HCP-COPD.



This publication is supported by the Centers for Disease Control and Prevention of the U.S. Department of Health and Human Services (HHS) as part of a financial assistance award totaling \$400,000 with 100 percent funded by CDC/HHS. The contents are those of the author(s) and do not necessarily represent the official views of, nor an endorsement, by CDC/HHS, or the U.S. Government.

1. Centers for Disease Control and Prevention. National Center for Health Statistics. National Health Interview Survey, 2020. Analysis performed by the American Lung Association Epidemiology and Statistics Unit using SPSS software.
2. Centers for Disease Control and Prevention, National Center for Chronic Disease Prevention and Health Promotion, Division of Population Health. Chronic Disease Indicators (CDI) Data [online]. [accessed Jul 17, 2023].
3. Centers for Disease Control and Prevention. National Center for Health Statistics. CDC WONDER On-line Database, compiled from Multiple Cause of Death Files, 1999-2021.
4. Ford, Earl & Murphy, Louise & Khavjou, Olga & Giles, Wayne & Holt, James & Croft, Janet. (2014). Total and State-Specific Medical and Absenteeism Costs of COPD Among Adults Aged ≥ 18 Years in the United States for 2010 and Projections Through 2020. *Chest*. 147. 10:1378/ chest.14-0972.
5. Centers for Disease Control and Prevention. Behavioral Risk Factor Surveillance System 2021, raw data analyzed by the American Lung Association Epidemiology and Statistics Unit.
6. American Lung Association. State of the Air 2023.
7. American Lung Association. State of Tobacco Control 2023.
8. American Lung Association. State of Lung Cancer 2022.